

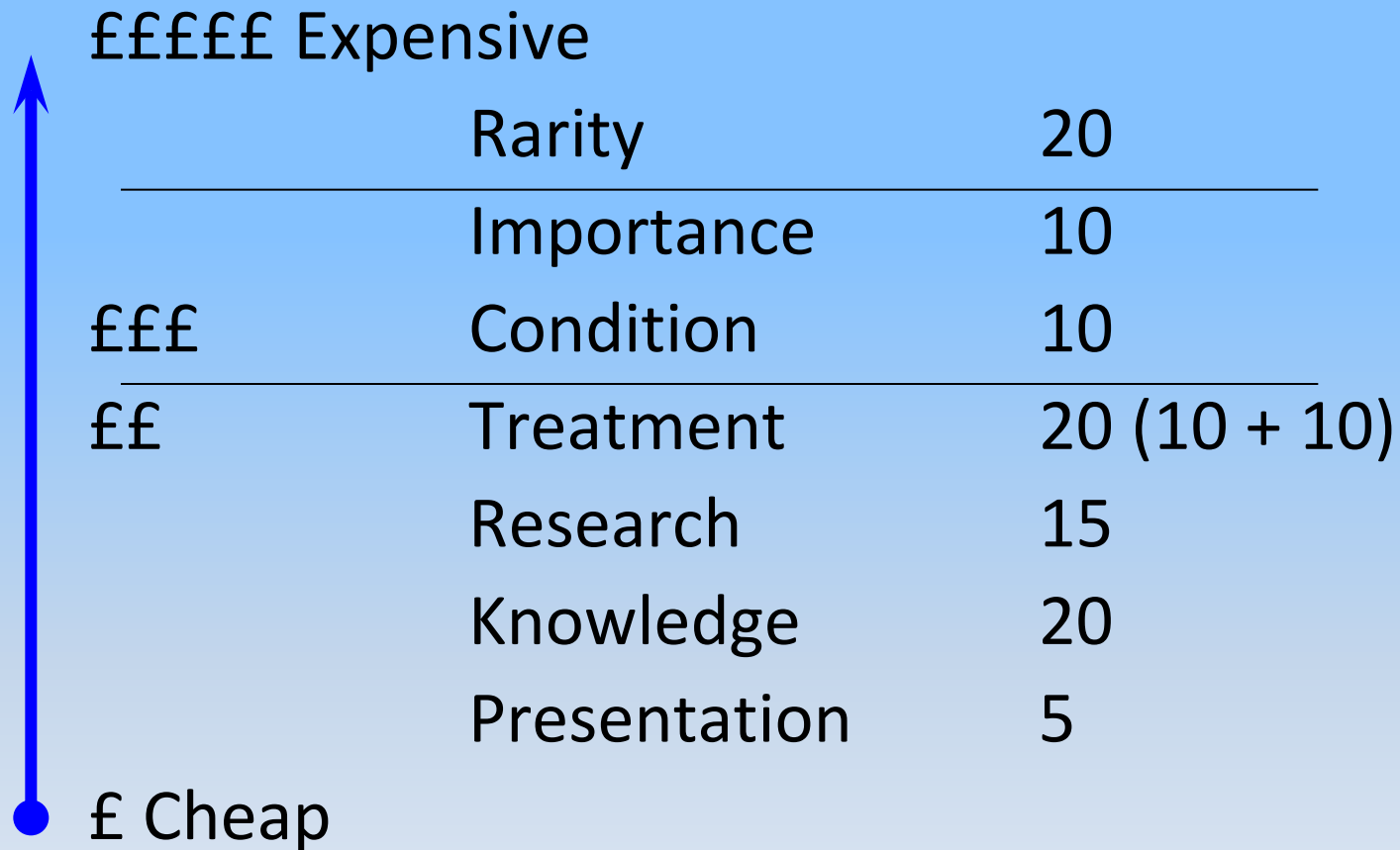
Presentation: Part 1

A little care goes a long, long way


Spring Stampex

Saturday 22 February 2014,
11am

Cheap and Expensive Points



Cheap and Expensive Points



£££££ Expensive	Rarity	20
	Importance	10
£££	Condition	10
££	Treatment	20 (Selection)
	Research	15
	Knowledge	20
	Presentation	5
£ Cheap		

Why is exhibiting different?

- Half of the points are for the material you are showing
- But half of the points are for philatelic expertise and skill in creating an exhibit
- What you are showing
- How you are showing it
- 50%
- 50%

What do the GREVs say?

What are the GREVs?

General regulations of the FIP for the evaluation
of competitive exhibits at FIP exhibitions

What is FIP?

Fédération Internationale de Philatélie

*An evaluation of the
overall
aesthetic appearance of the exhibit*

Presentation

- Writing up should be clear, concise and relevant
- The method of presentation should show the material to the best effect
- The whole exhibit should show balance: in time, in material, and in appearance

Make sure that it says
what you want it to say ...



Why begin with presentation?

Because if an exhibit is not attractive, organised, coherent, balanced and complete ...

... any judge will probably start with the idea that the exhibit is not likely to be very good.

This is an exaggeration, but it is fatal to ignore.

Presentation

A Fundamental Principle of Exhibit Construction.

If there is no coherent and structured
approach to Presentation and Layout

.... then Treatment
won't be coherent and structured,
and it will be hard for the jury to understand.

Presentation isn't just about layout



Choice of Material

- ✓ Aesthetically pleasing
- ✓ Good condition
- ✓ Interesting to look at
- ✓ Interesting contents
- ✓ Helps show knowledge
- ✓ Demonstrates rarity
- ✓ Relevant to the exhibit
- ✓ Is not duplicated
- ✓ Good research material
- ✓ Takes the story forward
- ✓ Is varied in usage and destination

Thinking about Presentation Balance

- Balance of each page. Ensure the page does not look too quirky
- Balance of each frame. Double sheets and key items in appropriate positions
- Balance of material in the exhibit
- No large chronological gaps

Thinking about Presentation Cohesion

- Page frames, running headers and flags or Coats of Arms etc.
- Mounts and shapes
- Fonts and use of bold, or italic lettering
- Pages and protectors
- Use of colours
- Illustrations and maps

Thinking about Presentation Cohesion

- Amount of write up
- Page visual effect
- Exhibition frame visual effect
- Location of key items in the frame
- Story chapters beginning and ending location
- White spaces
- Drawing attention to key items

Paper and Print

Why is this important?

It demonstrates knowledge of conservation.

It shows concern for, and pride in the material.

It shows respect for the audience.

Paper and Print

Paper

1. Size: A4 or A3

A3 gives more flexibility, particular for large items and ephemera – acid free: this means alkaline buffered paper, free of lignin and ground wood

2. **Colour:** White, off white, cream – NO dark colours

3. **Weight:** The best your printer can take

4. Protectors

Good quality, chemically inert polyester, e.g. Melinex®, Mylar™ without surface coatings or plasticisers.

Make sure that they don't fall forward or collapse when they are being mounted. The mounting team will complain and your material might be damaged.

Paper and Print

Layout

Frames around your items – colour and thickness – experiment - **or Card** of contrasting colour for matting (backing) – not useful in Open Philately: Frames around pages can lead to problems.

Typeface must be clear and easy to read

Do not mix too many different typefaces

It is better to use the same typeface

Vary the point size for headings, sub-headings, text, explanation

Use **bold** or *italics* for variations

Print Colour: Black, or a very dark colour

For example brown on cream paper in Traditional Classes

Paper and Print

Headers and Footers

Header on the introductory page with **exhibit title** to the left

Header on following pages with **sub-heading** to the left and **sub-titles** to the right and/or an illustrative **symbol**

Footer with exhibit title and page number at the bottom right

Point Size:

Headers – large and/or capital letters

Footers – small and lighter colour, for example a grey tone

This is a word document

Clarendon pages
288mm x 218mm

Margins

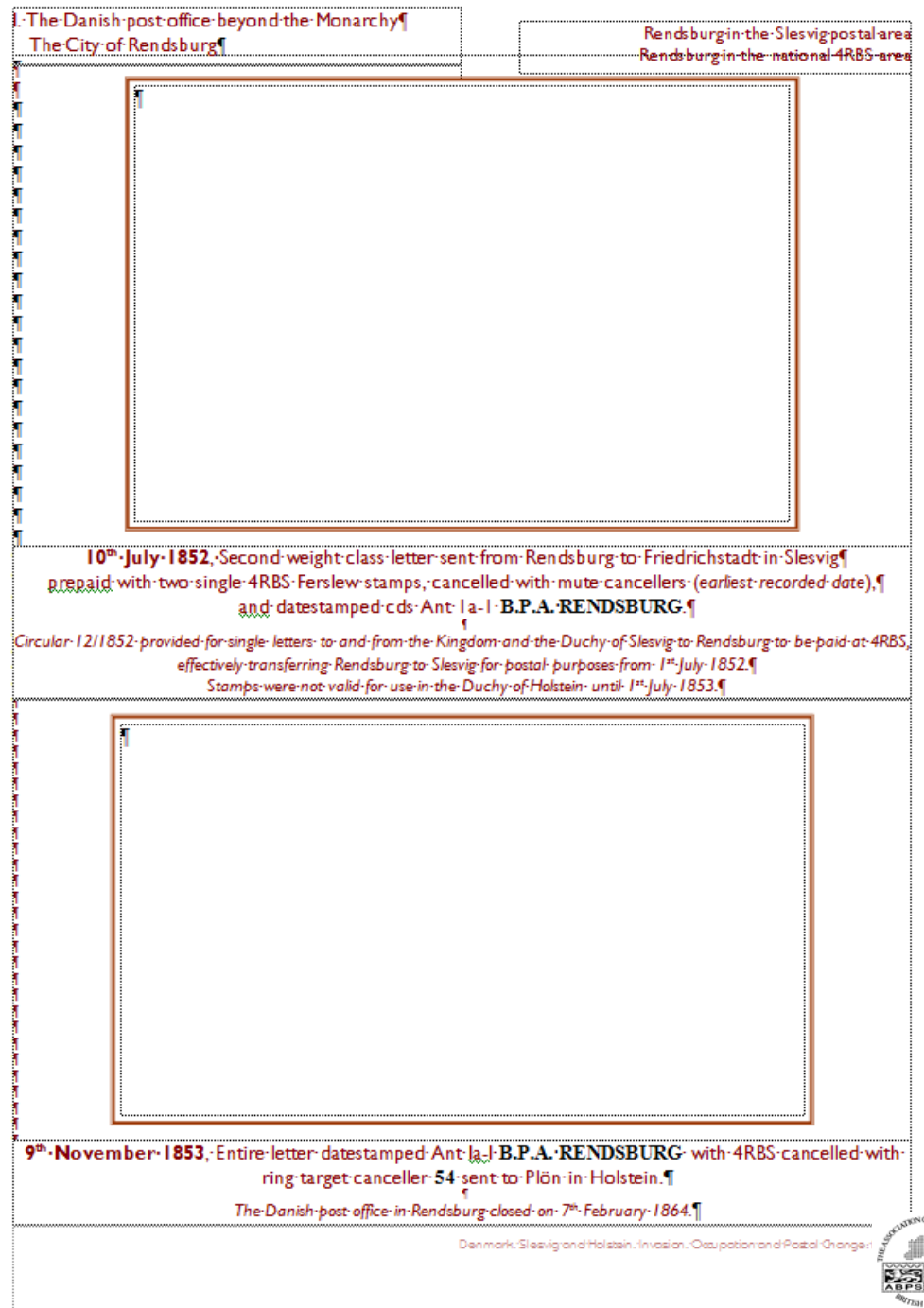
Top 2cm
Left 1.5 cm
Right 1.5cm
Bottom 1.5cm

Fonts

Gill Sans 12 point
Times New Roman
Arial
Bible Script
Fraktur

Footer

*Denmark, Slesvig and Holstein, Invasion,
Occupation and Postal Change: Page 5*



Top Left Text Box

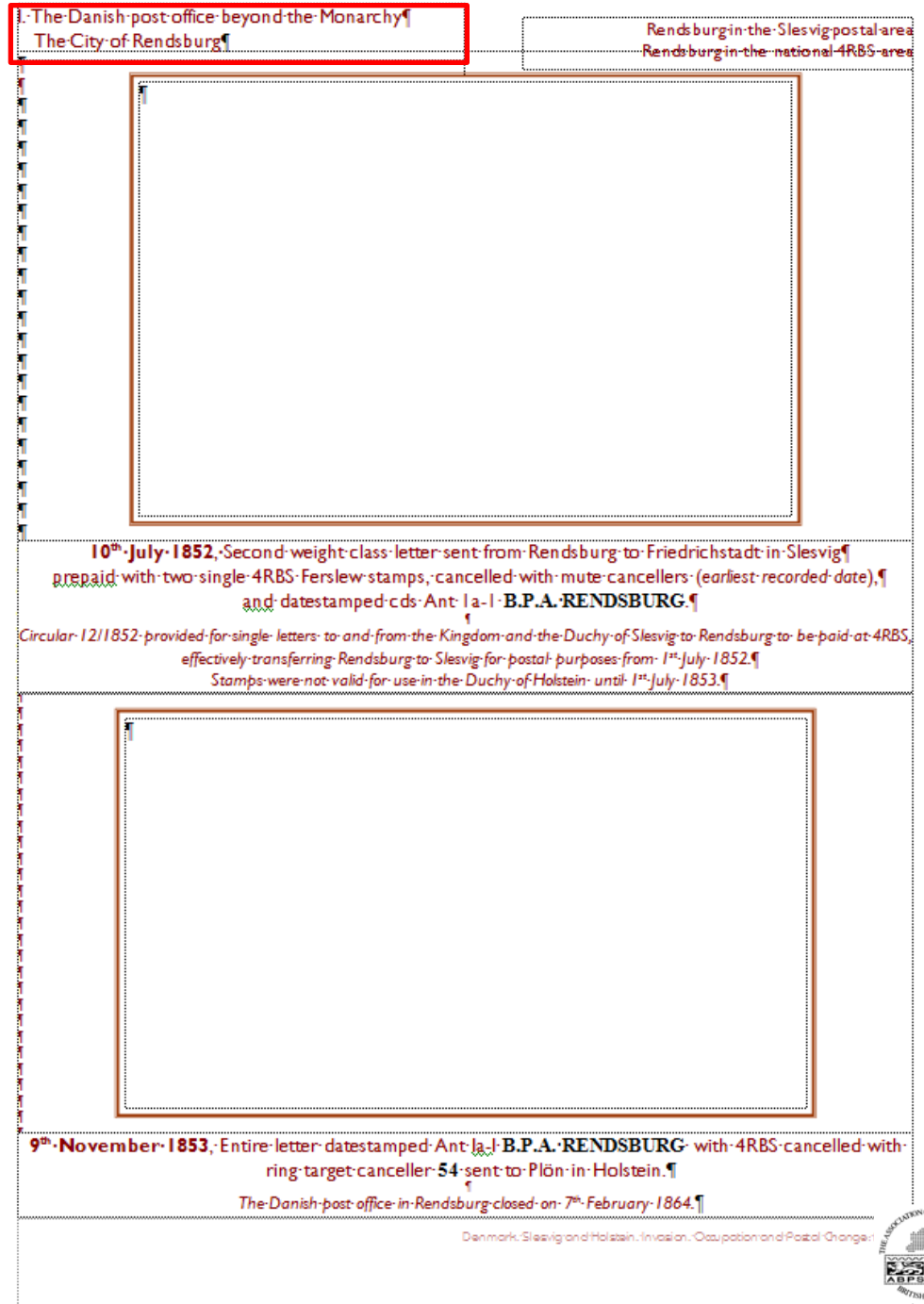
No line

Left to margin

1cm below the top of the page

Is always the Chapter Heading

Never begin a chapter in the middle of a row



Top Right Text Box

No line

Right to margin

1.3 cm below the top of the page

Describes, in one line, the item(s) on the page

And tells if they are especially important

The Danish post-office beyond the Monarchy
The City of Rendsburg


Rendsburg in the Slesvig postal area
Rendsburg in the national 4RBS area

10th July 1852, Second weight class letter sent from Rendsburg to Friedrichstadt in Slesvig
prepaid with two single 4RBS Ferslew stamps, cancelled with mute cancellers (earliest recorded date),
and datestamped cds Ant: | a - | B.P.A. RENDSBURG.

Circular 12/1852 provided for single letters to and from the Kingdom and the Duchy of Slesvig to Rendsburg to be paid at 4RBS,
effectively transferring Rendsburg to Slesvig for postal purposes from 1st July 1852.
Stamps were not valid for use in the Duchy of Holstein until 1st July 1853.

9th November 1853, Entire letter datestamped Ant: | a - | B.P.A. RENDSBURG with 4RBS cancelled with
ring target canceller 54 sent to Plön in Holstein.
The Danish post office in Rendsburg closed on 7th February 1864.

Denmark, Slesvig and Holstein, Invasion, Occupation and Postal Change





Bottom Text Box

No line

Width is margin to margin

Bottom to Margin

The Danish post-office beyond the Monarchy The City of Rendsburg	Rendsburg in the Slesvig postal area Rendsburg in the national 4RBS-area
	
<p>10th July 1852, Second weight class letter sent from Rendsburg to Friedrichstadt in Slesvig, prepaid with two single 4RBS Ferslew stamps, cancelled with mute cancellers (earliest recorded date), and datestamped cds Ant a B.P.A. RENDSBURG.</p> <p>Circular 12/1852 provided for single letters to and from the Kingdom and the Duchy of Slesvig to Rendsburg to be paid at 4RBS, effectively transferring Rendsburg to Slesvig for postal purposes from 1st July 1852. Stamps were not valid for use in the Duchy of Holstein until 1st July 1853.</p>	
	
<p>9th November 1853, Entire letter datestamped Ant a B.P.A. RENDSBURG with 4RBS cancelled with ring target canceller 54 sent to Plön in Holstein.</p> <p>The Danish post office in Rendsburg closed on 7th February 1864.</p>	






Top Bounding Box

No line

Height and Width is 0.5cm wider than the Item being shown

Centred 2.5cm below Page

The Danish post office beyond the Monarchy The City of Rendsburg	Rendsburg in the Slesvig postal area Rendsburg in the national 4RBS area
	
<p>10th July 1852, Second weight class letter sent from Rendsburg to Friedrichstadt in Slesvig prepaid with two single 4RBS Ferslew stamps, cancelled with mute cancellers (earliest recorded date), and datestamped cds Ant: a - B.P.A. RENDSBURG.</p> <p><i>Circular 12/1852 provided for single letters to and from the Kingdom and the Duchy of Slesvig to Rendsburg to be paid at 4RBS, effectively transferring Rendsburg to Slesvig for postal purposes from 1st July 1852. Stamps were not valid for use in the Duchy of Holstein until 1st July 1853.</i></p>	
	
<p>9th November 1853, Entire letter datestamped Ant: a - B.P.A. RENDSBURG with 4RBS cancelled with ring target canceller 54 sent to Plön in Holstein.</p> <p><i>The Danish post office in Rendsburg closed on 7th February 1864.</i></p>	
<p>Denmark, Slesvig and Holstein, Invasion, Occupation and Postal Change</p> 	

Centre Text Box

No line

Width is margin to margin
i.e. 288mm – 30mm = 258mm

The Danish post office beyond the Monarchy
The City of Rendsburg

Rendsburg in the Slesvig postal area
Rendsburg in the national 4RBS area


10th July 1852, Second weight class letter sent from Rendsburg to Friedrichstadt in Slesvig
prepaid with two single 4RBS Ferslew stamps, cancelled with mute cancellers (earliest recorded date),
and date stamped cds Ant: | a - | B.P.A. RENDSBURG.

Circular 12/1852 provided for single letters to and from the Kingdom and the Duchy of Slesvig to Rendsburg to be paid at 4RBS
effectively transferring Rendsburg to Slesvig for postal purposes from 1st July 1852.
Stamps were not valid for use in the Duchy of Holstein until 1st July 1853.

9th November 1853, Entire letter date stamped Ant: | a - | B.P.A. RENDSBURG with 4RBS cancelled with
ring target canceller 54 sent to Plön in Holstein.

The Danish post office in Rendsburg closed on 7th February 1864.




Denmark, Slesvig and Holstein, Invasion, Occupation and Postal Change



Next Bounding Box

No line

Height and Width is 0.5cm wider than the Item being shown

The Danish post-office beyond the Monarchy The City of Rendsburg	Rendsburg in the Slesvig postal area Rendsburg in the national 4RBS-area
	
<p>10th July 1852, Second weight class letter sent from Rendsburg to Friedrichstadt in Slesvig prepaid with two single 4RBS Ferslew stamps, cancelled with mute cancellers (earliest recorded date), and datestamped cds Ant: a - B.P.A. RENDSBURG.</p> <p>Circular 12/1852 provided for single letters to and from the Kingdom and the Duchy of Slesvig to Rendsburg to be paid at 4RBS, effectively transferring Rendsburg to Slesvig for postal purposes from 1st July 1852. Stamps were not valid for use in the Duchy of Holstein until 1st July 1853.</p>	
	
<p>9th November 1853, Entire letter datestamped Ant: a - B.P.A. RENDSBURG with 4RBS cancelled with ring target canceller 54 sent to Plön in Holstein. The Danish post office in Rendsburg closed on 7th February 1864.</p>	
<p>Denmark, Slesvig and Holstein, Invasion, Occupation and Postal Change</p> 	

All four boxes are justified vertically

1

2

3

4

The Danish post-office beyond the Monarchy
The City of Rendsburg

Rendsburg in the Slesvig postal area
Rendsburg in the national 4RBS-area

10th July 1852, Second weight class letter sent from Rendsburg to Friedrichstadt in Slesvig
prepaid with two single 4RBS Ferslew stamps, cancelled with mute cancellers (earliest recorded date),
and datestamped cds Ant. Ia-I **B.P.A. RENDSBURG.**


Circular 12/1852 provided for single letters to and from the Kingdom and the Duchy of Slesvig to Rendsburg to be paid at 4RBS
effectively transferring Rendsburg to Slesvig for postal purposes from 1st July 1852.
Stamps were not valid for use in the Duchy of Holstein until 1st July 1853.

9th November 1853, Entire letter datestamped Ant. Ia-I **B.P.A. RENDSBURG** with 4RBS cancelled with
ring target canceller 54 sent to Plön in Holstein.

The Danish post office in Rendsburg closed on 7th February 1864.



And centred horizontally



There are many ways

- You have to find something which makes you feel comfortable
- Plagiarise, copy and steal
- But make your own way
- It doesn't have to be complicated
- But you should be consistent

South Africa 1913-20 King's Head Essays

Mackay Essays

Competitive designs were invited for a series of stamps for the new Union of South Africa definitive values in January 1911. D. Mackay of North Finchley, London was one of the prize winners. He offered five different designs for a ½d, 1d, 3d, 4d and 5s value. Only the ½d, 1d and 5s proposals were award winners. The Mackay Essays were printed in half tone blocks in strips of five in yellow, brown, red and violet, and the three award winning values also exist in photolitho offset in sepia.



The ½d, 1d, 3d and 4d in each of the four colours, with the 5s and the three award winning values in photolitho offset in sepia on the next page.

Descriptive header

Balanced page

Focus on the stamps

South Africa 1913-20 King's Head Specimen Stamps



Pairs of the original values issued in September 1913 overprinted 'Specimen'.



Pairs of the three later values were handstamped rather than overprinted with the word 'Specimen'. The 1½d and the 1s3d were issued in 1920, and the 1s was issued in 1916.

And again:

Descriptive
header

Balanced page

Focus on the
stamps

Thlotse Heights Changed to Leribe

The postal agency at Thlotse Heights had its name changed to Leribe when a post office was opened there. The postage rate to Europe was changed from 3d to 2½d before the top cover was sent, but it was still sent at the old 3d rate.



Cover to Switzerland sent at the 3d rate postmarked Thlotse Heights on 12 May 1892, going via Maseru on 13 May, Bloemfontein in the Orange Free State on 14 May, and Cape Town on 16 May and finally arriving in Neuchatel in Switzerland on 6 June



Cover to Switzerland via the Alsace sent at the 2½d rate postmarked Leribe on 28 May 1898, Ficksburg just across the border in the Orange Free State also on 28 May, then Winburg on 30 May with arrival in Switzerland on 20 June.

Yet again:

Descriptive
header

Balanced
page


Focus on the
covers

The Selected Watermark

One Important
item per page

Blank Spaces

Item frame



The springbok head design from the De La Rue Records for the watermark selected. It was marked "O" and submitted on 2 August 1912, along with postal stationery design proposals. This watermark was used for both the smaller size postage and revenue stamps, and the larger size revenue only stamps.

Basutoland Official Stamps Usage

Basutoland decided to follow what several other countries did and overprint stamps for official use. These stamps were intended for government officials to use on external mail sendings, as local official mail was sent free of charge.



An Official cover sent from Maseru to the Director of the Colonial Office Library in London. This was sent at the external rate of 2d for the first ounce.

These were prepared without the consent of the High Commissioner, and were not sold to the public. There were 300 each of ½d, 1d, 2d and 6d overprinted. They were supplied in January 1934 for use by the Secretariat in Maseru. Limited usage is recorded between 28 February 1934 and 8 June 1934. The issue was then withdrawn and the remainders destroyed. Only the following numbers were issued, 24 of the ½d, 34 of the 1d, 54 of the 2d and 27 of the 6d. It is believed that some 10 of each are unused copies.

Important
items

One per page


Double line
frame

Page balance

South African King's Head Usage in Basutoland - Relief Cancellers



Mohaleshoek A 6d block of four used on a parcel and dated 16 September 1920. This is the only recorded relief (sometimes known as skeleton) canceller for Mohaleshoek, this brings **one of two recorded strikes** of this canceller.



Qachas Nek A cover sent from Qachas Nek to Johannesburg in May 1927 when the internal rate for South Africa was 1d per ounce. This had been 1d per half ounce, then on 10 May 1920 became 1½d per ounce, then 2d per ounce on 1 January 1921, then dropping back to 1d per ounce on 1 January 1926. This relief canceller was the only one recorded to have been used at Qachas Nek, and this is the **only recorded strike** of this canceller.

Important
items

Shown in bold
font

ABPS Exhibitions Committee

c/o British Philatelic Trust
Suite 145E, Business Design Centre
52 Upper Street
London N1 0QH

© ABPS 2014

Presentation: Part 2

A little care goes a long, long way

Spring Stampex

Saturday 22 February 2014,
11am

<p>1841</p> <p>February 1841. ...</p>	<p>1841</p> <p>County Down</p> <p>February 1841. ...</p>	<p>1841</p> <p>February 1841. ...</p>	<p>1841</p> <p>County Down</p> <p>February 1841. ...</p>
<p>1841</p> <p>February 1841. ...</p>	<p>1841</p> <p>February 1841. ...</p>	<p>1841</p> <p>February 1841. ...</p>	<p>1841</p> <p>February 1841. ...</p>
<p>1841</p> <p>February 1841. ...</p>	<p>1841</p> <p>February 1841. ...</p>	<p>1841</p> <p>February 1841. ...</p>	<p>1841</p> <p>February 1841. ...</p>
<p>1841</p> <p>February 1841. ...</p>	<p>1841</p> <p>February 1841. ...</p>	<p>1841</p> <p>February 1841. ...</p>	<p>1841</p> <p>February 1841. ...</p>

The Chapter Headings tell The story

They lead the Judge through Your exhibit.

XVI. Redirected and rerouted mail

XVI. Redirected and rerouted mail

XVI. Redirected and rerouted mail

XVII. The second armistice period - 20th July 1864 to the Peace Treaty in Vienna 16th November 1864

You can include sub-headings if they help to carry the story forward

They exemplify Your treatment



The Information Boxes are the detail of the story

They can demonstrate Importance



Or draw attention to Variety

**I. The Danish post office beyond the Monarchy
The Duchy of Schleswig and City of Lübeck**

**4RBS First day of use in Schleswig - Leck to Tondern
Numeral Cancellor 3 Lübeck on 4RBS Ferslew**

They are short one-liners to Show the judge the material



Exhibit Structure

Slesvig: From Danish Duchy to Prussian Province - Early Mail to 1867

Pages	Frame 1	Pages	Frame 4
2	Before the Royal mail	49-64	The first postage stamps in Slesvig: Schleswig-Holstein stamps used in Rendsburg. The 4RBS - Antiqua Date stamps and Mute Cancellers: First Day covers from Denmark and Slesvig
3-4	The Royal mail 1624-1653		
4-8	The Klingenberg and Gyldenløve farmed post 1653-1711		Frame 5
9-16	The Royal mail - Manuscript markings	65-72	The first postage stamps in Slesvig. The 4RBS - Antiqua Date stamps and Numeral Cancellers
	Frame 2	73-77	The 1854 issue - Antiqua and Numeral Cancellers
17-21	The Royal mail - Manuscript markings	78-80	The 1858 issue - Antiqua and Numeral Cancellers
22-29	Slesvig and the Napoleonic Wars		Frame 6
30-31	The Introduction of framed post marks	81-96	1862/3 Last years of the Danish post in the Duchy of Slesvig
32	Cholera mail		Frame 7
	Frame 3	97-104	1864 and the Danish/Austrian-Prussian War
33-36	Handstamped and Manuscript town marks	105-112	Prussian and Austrian Post in the Duchy of Slesvig
37-38	Antiqua II - The one and a half ring datestamp		Frame 8
39-40	Ship mail and the Duchy of Slesvig	113-128	1865-67 - New stamps for Schleswig, Holstein and Schleswig-Holstein
41-48	Three Years War 1848-1851. The First Schleswig Uprising		

A plan of an eight frame exhibit

Exhibit Structure


Slesvig: From Danish Duchy to Prussian Province - Early Mail to 1867

Pages	Frame 1	Pages	Frame 4
2	Before the Royal mail	49-64	The first postage stamps in Slesvig: Schleswig-Holstein stamps used in Rendsburg. The 4RBS - Antiqua Date stamps and Mute Cancellers: First Day covers from Denmark and Slesvig
3-4	The Royal mail 1624-1653		
4-8	The Klingenberg and Gyldenløve farmed post 1653-1711		Frame 5
9-16	The Royal mail - Manuscript markings	65-72	The first postage stamps in Slesvig. The 4RBS - Antiqua Date stamps and Numeral Cancellers
	Frame 2	73-77	The 1854 issue - Antiqua and Numeral Cancellers
17-21	The Royal mail - Manuscript markings	78-80	The 1858 issue - Antiqua and Numeral Cancellers
22-29	Slesvig and the Napoleonic Wars		Frame 6
30-31	The Introduction of framed post marks	81-96	1862/3 Last years of the Danish post in the Duchy of Slesvig
32	Cholera mail		Frame 7
	Frame 3	97-104	1864 and the Danish/Austrian-Prussian War
33-36	Handstamped and Manuscript town marks	105-112	Prussian and Austrian Post in the Duchy of Slesvig
37-38	Antiqua II - The one and a half ring datestamp		Frame 8
39-40	Ship mail and the Duchy of Slesvig	113-128	1865-67 - New stamps for Schleswig, Holstein and Schleswig-Holstein
41-48	Three Years War 1848-1851. The First Schleswig Uprising		

A plan of an eight frame exhibit

**The first postage stamps in Slesvig
Schleswig-Holstein stamps used in
Rendsburg and the 4RBS.**

April letter to the City of Schleswig
 Antiqua I B.P.A. RENDSBURG & Schleswig-Holstein stamp



8th April 1851, Entire letter sent from Stege in Denmark to Slesvig, four days before this was permitted on 12th April 1851, with 4RBS Ferslew (Plate II, position 87) cancelled with four ring **mute** canceller and datestamped with cds Ant II **STEGE**. Ex Schmidt-Andersen. (E)

Posted on the first day of compulsory pen cancellation of stamps (Circular 11/1851), but not so cancelled.

2 Schilling was the fee for a letter of up to 1 loth (about 15.5 grammes in weight) for over five German miles (c.40 kilometres).



One of two 2 Schilling covers known from Rendsburg.


9th April 1851, Envelope with 2 Schilling Schleswig-Holstein (Mi2b) as a single franking addressed to Pinneberg in Holstein, and cancelled with barred **34** for Rendsburg. Datestamped with Danish Ant Ia double cds **B. P. A. RENDSBURG**, with manuscript *fr*o (franco). (E)

The heading in the plan is the same as the heading on the page

Pages	Frame 4
49-64	The first postage stamps in Slesvig: Schleswig-Holstein stamps used in Rendsburg. The 4RBS - Antiqua Date stamps and Mute Cancellers: First Day covers from Denmark and Slesvig

**The first postage stamps in Slesvig
Schleswig-Holstein stamps used in
Rendsburg and the 4RBS.**

- April letter to the City of Schleswig
- Antiqua I B.P.A. RENDSBURG & Schleswig-Holstein stamp



8th April 1851, Entire letter sent from Stege in Denmark to Slesvig, four days before this was permitted on 12th April 1851, with 4RBS Ferslew (Plate II, position 87) cancelled with four ring **mute** cancel and datestamped with cds Ant II **STEGE**. Ex Schmidt-Andersen. (E)

Posted on the first day of compulsory pen cancellation of stamps (Circular 11/1851), but not so cancelled.

2 Schilling was the fee for a letter of up to 1 loth (about 15.5 grammes in weight) for over five German miles (c.40 kilometres).



One of two 2 Schilling covers known from Rendsburg.

9th April 1851, Envelope with 2 Schilling Schleswig-Holstein (Mi2b) as a single franking addressed to Pinneberg in Holstein, and cancelled with barred **34** for Rendsburg. Datestamped with Danish Ant Ia double cds **B. P. A. RENDSBURG**, with manuscript *fr*o (franco). (E)

The heading in the plan is the same as the heading on the page

The colour of the text is the same as the colour of the cancel

**The first postage stamps in Slesvig
Schleswig-Holstein stamps used in
Rendsburg and the 4RBS.**

- April letter to the City of Schleswig
- Antiqua I B.P.A. RENDSBURG & Schleswig-Holstein stamp



8th April 1851, Entire letter sent from Stege in Denmark to Slesvig, four days before this was permitted on 12th April 1851, with 4RBS Ferslew (Plate II, position 87) cancelled with four ring **mute** canceller and datestamped with cds Ant II **STEGE**. Ex Schmidt-Andersen. (E)

Posted on the first day of compulsory pen cancellation of stamps (Circular 11/1851), but not so cancelled.

2 Schilling was the fee for a letter of up to 1 loth (about 15.5 grammes in weight) for over five German miles (c.40 kilometres).



One of two 2 Schilling covers known from Rendsburg.

9th April 1851, Envelope with 2 Schilling Schleswig-Holstein (Mi2b) as a single franking addressed to Pinneberg in Holstein, and cancelled with barred **34** for Rendsburg. Datestamped with Danish Ant I a double cds **B. P. A. RENDSBURG**, with manuscript *fr* (franco). (E)

The heading in the plan is the same as the heading on the page

The colour of the text is the same as the colour of the cancel

The typeface in the text is the same as the typeface in the date stamp

**The first postage stamps in Slesvig
Schleswig-Holstein stamps used in
Rendsburg and the 4RBS.**

- April letter to the City of Schleswig
- Antiqua I B.P.A. RENDSBURG & Schleswig-Holstein stamp



8th April 1851, Entire letter sent from Stege in Denmark to Slesvig, four days before this was permitted on 12th April 1851, with 4RBS Ferslew (Plate II, position 87) cancelled with four ring **mute** canceller and datestamped with cds Ant II **STEGE**. Ex Schmidt-Andersen. (E)

Posted on the first day of compulsory pen cancellation of stamps (Circular 11/1851), but not so cancelled.

2 Schilling was the fee for a letter of up to 1 loth (about 15.5 grammes in weight) for over five German miles (c.40 kilometres).



One of two 2 Schilling covers known from Rendsburg.

9th April 1851, envelope with 2 Schilling Schleswig-Holstein (Mi2b) as a single franking addressed to Pinneberg in Holstein, and cancelled with barred **34** for Rendsburg. Datestamped with Danish Ant I double cds **B. P. A. RENDSBURG**, with manuscript *fr*o (franco). (E)

The heading in the plan is the same as the heading on the page

The colour of the text is the same as the colour of the cancel

The typeface in the text is the same as the typeface in the date stamp


The date is in bold, the date structure is always the same dd mm yyyy

(Ordinals th rd st)



The first postage stamps in Slesvig
Schleswig-Holstein stamps used in
Rendsburg and the 4RBS.

April letter to the City of Schleswig
 Antiqua B.P.A. RENDSBURG & Schleswig-Holstein stamp



8th April 1851, Entire letter sent from Stege in Denmark to Slesvig, four days before this was permitted on 12th April 1851, with 4RBS Ferslew (Plate II, position 87) cancelled with four ring mute canceller and datestamped with cds Ant II STEGE. Ex Schmidt-Andersen. (E)

Posted on the first day of compulsory pen cancellation of stamps (Circular 11/1851), but not so cancelled.

2 Schilling was the fee for a letter of up to 1 loth (about 15.5 grammes in weight) for over five German miles (c.40 kilometres).



One of two 2 Schilling covers known from Rendsburg.

9th April 1851, Envelope with 2 Schilling Schleswig-Holstein (Mi2b) as a single franking addressed to Pinneberg in Holstein, and cancelled with barred 34 for Rendsburg. Datestamped with Danish Ant 1a double cds B. P. A. RENDSBURG, with manuscript *fr*o (franco). (E)

The heading in the plan is the same as the heading on the page

The colour of the text is the same as the colour of the cancel

The typeface in the text is the same as the typeface in the date stamp

The date is in bold, the date structure is always the same dd mm yyyy (Ordinals^{th rd st})

This is an important piece

**The first postage stamps in Slesvig
Schleswig-Holstein stamps used in
Rendsburg and the 4RBS.**

- April letter to the City of Schleswig
- Antiqua I B.P.A. RENDSBURG & Schleswig-Holstein stamp



8th April 1851, Entire letter sent from Stege in Denmark to Slesvig, four days before this was permitted on 12th April 1851, with 4RBS Ferslew (Plate II, position 87) cancelled with four ring **mute** canceller and datestamped with cds Ant II **STEGE**. Ex Schmidt-Andersen. (E)

Posted on the first day of compulsory pen cancellation of stamps (Circular 11/1851), but not so cancelled.

2 Schilling was the fee for a letter of up to 1 loth (about 15.5 grammes in weight) for over five German miles (c.40 kilometres).



One of two 2 Schilling covers known from Rendsburg.

9th April 1851, Envelope with 2 Schilling Schleswig-Holstein (Mi2b) as a single franking addressed to Pinneberg in Holstein, and cancelled with barred **34** for Rendsburg. Datestamped with Danish Ant I a double cds **B. P. A. RENDSBURG**, with manuscript *franco*. (E)

The heading in the plan is the same as the heading on the page

The colour of the text is the same as the colour of the cancel

The typeface in the text is the same as the typeface in the date stamp

The date is in bold, the date structure is always the same dd mm yyyy (Ordinals th rd st)

This is an important piece

Manuscript in the text means manuscript on the item

A page from another exhibit

The same conventions are used throughout


Why?

Because when you have taught the judge what the conventions are, you don't have to do it again, and again, and again

The judges might view your exhibit 15 minutes in the frames, although they will have used the Introductory Page for Advance preparation

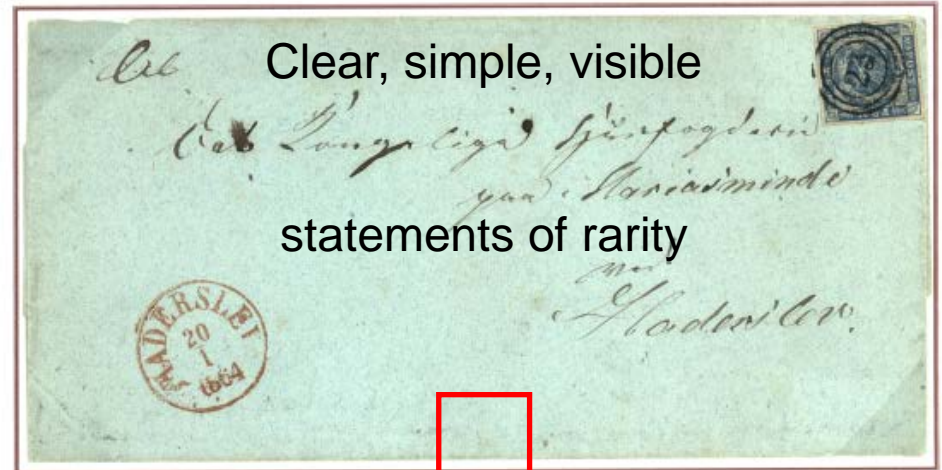
1864: The end of the Danish Post Office beyond the Monarchy

☑ 16 Skilling Poste Restante soldier's letter
☑ ☑ Two Skilling locally used in Haderslev



13th January 1864, Single-franking fourth-weight class Poste Restante cover sent from København to Baron Lövenskiöld Secondlieutenant ved 2nd Dragonregiment 5te Eskadro in Nyborg with 1863-16 Skilling cancelled by duplex SJ.J.B.P.SPE + 34 for Sjælland Railway. (E)†

Rare single-franking.†



Clear, simple, visible

statements of rarity

20th January 1864, 2 Skilling blue used as a single franking on a local letter sent within Haderslev paid with 2 Skilling 1854, cancelled with three ring target numeral canceller 23 and datestamped with cds Ant III HADERSLEV on front and reverse.

From 1st January 1861, 17 towns in the Danish postal area were allowed to use 2 Skilling stamps for local use. In the Duchy of Slesvig these included Flensburg, Schleswig and Haderslev.

This example believed to be unique. (E)

ABPS Exhibitions Committee

c/o British Philatelic Trust
Suite 109D, Business Design Centre
52 Upper Street
London N1 0QH

© ABPS 2013

